



# The Bend Motorsports Park

## Round 7 : December 3 - 5



ASBK.COM.AU f t i y

### ALPINESTARS SUPERBIKE CHAMPIONSHIP

#### Warm Up

Date: 05/12/21  
 Event: W04  
 Weather: Sunny - Temp: 18.0C  
 Track: Dry - Temp: 28.5C

Started at: 09:15:01  
 Laps: 10 Min  
 Starters: 21  
 Printed at: 9:36

### CLASSIFICATION

Pos	No	Name	Class	Machine	Fastest Lap	On Lap	Behind Leader	Behind Prev	Top Speed
1	1	Wayne MAXWELL (VIC) / Boost Mobile Racing with K-Tech / McMartin Racing		Ducati V4R	1:51.925	4 of 5			298
2	65	Cru HALLIDAY (NSW) / Yamaha Racing Team		Yamaha YZF-R1	1:52.121	5 of 5	.196	.196	297
3	28	Aiden WAGNER (QLD) / Yamaha Racing Team		Yamaha YZF-R1	1:52.300	5 of 5	.375	.179	293
4	14	Glenn ALLERTON (NSW) / Maxima Racing Oils BMW		BMW M RR	1:52.366	5 of 5	.441	.066	297
5	83	Lachlan EPIS (NSW) / BMW Alliance Racing / BMW Alliance Racing / BMW Motorrad / Response RE		BMW M RR	1:52.486	3 of 4	.561	.120	293
6	25	Daniel FALZON (SA) / William Adams CAT / Mainline Dyno / YRT		Yamaha YZF-R1	1:52.592	5 of 5	.667	.106	299
7	5	Josh HOOK (NSW) / Penrite Honda Racing / Elite Roads Pty Ltd / Michelin		Honda CBR RR	1:52.958	1 of 1	1.033	.366	298
8	32	Oli BAYLISS (QLD) / Desmosport Ducati	R	Ducati V4R	1:53.025	4 of 5	1.100	.067	299
9	43	Jack MILLER (QLD) / Ducati / Ducati Corse / Dainese / AVG / Red Bull / Caterpillar / Rival Ink		Ducati V4R	1:53.335	1 of 4	1.410	.310	303
10	17	Troy HERFOSS (QLD) / Penrite Honda Racing / Elite Roads Pty Ltd / Michelin		Honda CBR RR	1:53.424	1 of 2	1.499	.089	292
11	61	Arthur SISIS (SA) / Unitech Racing / Remo Contractors / SA Profiling / AUS Crush & Recycle		Yamaha YZF-R1	1:53.944	5 of 5	2.019	.520	298
12	2	Mark CHIODO (VIC) / Alpinestars		Yamaha YZF-R1	1:55.279	1 of 5	3.354	1.335	294
13	3	Jed METCHER (VIC) / Metcher Motorsport / Fusport / Yamaha / YRD / Plus Racing / Kabuto		Yamaha YZF-R1	1:55.384	3 of 4	3.459	.105	290
14	13	Anthony WEST (QLD) / MotoGo Yamaha		Yamaha YZF-R1	1:56.461	4 of 4	4.536	1.077	285
15	16	Luke JHONSTON (VIC) / MotoGo Yamaha / Taichi Leathers / The Bike Vault Castelmaine	R	Yamaha YZF-R1	1:57.325	5 of 5	5.400	.864	291
16	92	Jack DAVIS (SA) / SA Motorcycles	R	BMW S RR	1:57.826	5 of 5	5.901	.501	290
17	51	Chandler COOPER (VIC) / Rock Solid Civil / Matt Jones Honda / Michelin / Akrapovic		Honda CBR RR	1:59.072	1 of 3	7.147	1.246	290
18	98	Evan BYLES (SA) / SA Motorcycles / Kawasaki Aust. / Waterfront Holiday Park / Pirelli / Motul		Kawasaki ZX10R	1:59.529	5 of 5	7.604	.457	277
19	78	Nathan SPITERI (VIC) / BMW Alliance Racing / BMW Motorrad / Livson / Hepcon / Zoom Recruit.		BMW M RR	2:00.179	5 of 5	8.254	.650	278
20	60	Ben BURKE (NSW) / Bridgestone / Landscapingsupplies.com.au		Kawasaki ZX10RR	2:01.601	1 of 3	9.676	1.422	290
21	37	Michael EDWARDS (QLD) / Northstar Yamaha / Addicted To Track		Yamaha YZF-R1	2:02.556	1 of 5	10.631	.955	278

Current qualifying record for SBK class - 1:50.520 by Wayne MAXWELL (VIC) on a Ducati V4R set on 04/12/21

Chief Timekeeper - Scott Laing

Race Director - Tom Williams

Clerk of Course - Paul Hinds



www.computime.com.au  
 COMPUTIME RACE TIMING SYSTEMS PTY LTD





# The Bend Motorsports Park

## Round 7 : December 3 - 5



ASBK.COM.AU f t i y

### ALPINESTARS SUPERBIKE CHAMPIONSHIP


#### Warm Up


Date: 05/12/21  
Event: W04  
Weather: Sunny - Temp: 18.0C  
Track: Dry - Temp: 28.5C


Started at: 09:15:01  
Laps: 10 Min  
Starters: 21  
Printed at: 9:36

#### LAP TIMES

No	Name	Lap 1	Lap 2	Lap 3	Lap 4	Lap 5
1	Wayne MAXWELL (VIC)	1:54.527	2:01.272	6:35.495	<b>1:51.925</b>	1:52.193
2	Mark CHIODO (VIC)	<b>1:55.279</b>	2:09.328	6:58.922	1:57.559	1:57.117
3	Jed METCHER (VIC)	3:43.410	6:42.674	<b>1:55.384</b>	1:58.514	
5	Josh HOOK (NSW)	<b>1:52.958</b>				
13	Anthony WEST (QLD)	4:15.318	6:12.035	2:00.435	<b>1:56.461</b>	
14	Glenn ALLERTON (NSW)	1:53.358	2:06.019	6:47.908	1:53.054	<b>1:52.366</b>
16	Luke JHONSTON (VIC)	1:59.761	2:07.103	7:02.190	1:58.349	<b>1:57.325</b>
17	Troy HERFOSS (QLD)	<b>1:53.424</b>	2:01.270			
25	Daniel FALZON (SA)	1:53.418	2:11.924	6:45.338	1:53.274	<b>1:52.592</b>
28	Aiden WAGNER (QLD)	1:54.006	2:07.519	6:47.498	1:52.759	<b>1:52.300</b>
32	Oli BAYLISS (QLD)	1:53.324	2:02.769	6:57.505	<b>1:53.025</b>	2:24.000
37	Michael EDWARDS (QLD)	<b>2:02.556</b>	2:48.714	5:48.381	2:05.661	2:04.480
43	Jack MILLER (QLD)	<b>1:53.335</b>	2:08.075	6:50.977	2:06.910	
51	Chandler COOPER (VIC)	<b>1:59.072</b>	2:08.816	6:29.874		
60	Ben BURKE (NSW)	<b>2:01.601</b>	2:09.215	6:53.177		
61	Arthur SISSIS (SA)	1:54.088	2:04.237	6:49.873	1:56.565	<b>1:53.944</b>
65	Cru HALLIDAY (NSW)	1:53.143	2:06.792	6:48.445	1:53.173	<b>1:52.121</b>
78	Nathan SPITERI (VIC)	2:00.962	3:27.949	4:57.503	2:01.708	<b>2:00.179</b>
83	Lachlan EPIS (NSW)	2:14.258	8:28.339	<b>1:52.486</b>	1:54.192	
92	Jack DAVIS (SA)	1:58.159	2:13.654	6:27.596	2:09.113	<b>1:57.826</b>
98	Evan BYLES (SA)	1:59.546	2:52.825	4:58.916	2:00.950	<b>1:59.529</b>

  
Chief Timekeeper - Scott Lang

  
Race Director - Tom Williams

  
Clerk of Course - Paul Hinds



[www.computime.com.au](http://www.computime.com.au)  
COMPUTIME RACE TIMING SYSTEMS PTY LTD





# The Bend Motorsports Park

## Round 7 : December 3 - 5



### ALPINESTARS SUPERBIKE CHAMPIONSHIP

#### Warm Up

Date: 05/12/21  
 Event: W04  
 Weather: Sunny - Temp: 18.0C  
 Track: Dry - Temp: 28.5C

Started at: 09:15:01  
 Laps: 10 Min  
 Starters: 21  
 Printed at: 9:36

#### SPLIT TIMES

Lap	Split 1	Split 2	Split 3	Split 4	Lap Time	Spd	Lap	Split 1	Split 2	Split 3	Split 4	Lap Time	Spd
<b>1 Wayne MAXWELL (VIC) (1st)</b>							<b>16 Luke JHONSTON (VIC) (15th)</b>						
1	48.657	33.525	29.225	28.879	2:20.286	167	1	40.720	36.650	31.486	30.501	2:19.357	170
2	24.424	31.753	29.163	29.187	1:54.527	298	2	25.795	33.438	30.154	30.374	1:59.761	291
3	24.305	32.009	28.471	36.487	2:01.272 P	295	3	25.507	33.214	30.159	38.223	2:07.103 P	290
4	5:07.072	31.979	28.338	<b>28.106</b>	6:35.495	180	4	5:28.094	34.023	30.071	30.002	7:02.190	170
5	<b>23.981</b>	31.602	<b>28.196</b>	28.146	<b>1:51.925</b>	297	5	25.747	32.984	29.789	29.829	1:58.349	289
6	23.984	<b>31.442</b>	28.535	28.232	1:52.193	298	6	<b>25.310</b>	<b>32.606</b>	<b>29.681</b>	<b>29.728</b>	<b>1:57.325</b>	290
<b>2 Mark CHIODO (VIC) (12th)</b>							<b>17 Troy HERFOSS (QLD) (10th)</b>						
1	29.300	33.938	29.834	29.175	2:02.247	151	1	35.681	34.114	30.038	29.344	2:09.177	181
2	<b>24.871</b>	32.435	<b>29.006</b>	<b>28.967</b>	<b>1:55.279</b>	290	2	<b>24.399</b>	32.027	<b>28.604</b>	<b>28.394</b>	<b>1:53.424</b>	290
3	24.932	<b>32.434</b>	30.723	41.239	2:09.328 P	294	3	25.012	<b>32.009</b>	29.073	35.176	2:01.270 P	292
4	5:22.651	35.769	30.594	29.908	6:58.922	150	<b>25 Daniel FALZON (SA) (6th)</b>						
5	25.441	33.120	29.489	29.509	1:57.559	290	1	35.589	34.003	29.903	29.001	2:08.496	141
6	25.625	32.829	29.449	29.214	1:57.117	292	2	24.472	31.964	28.531	28.451	1:53.418	290
<b>3 Jed METCHER (VIC) (13th)</b>							3	27.257	32.636	32.100	39.931	2:11.924 P	292
1	34.565	36.050	44.071	35.236	2:29.922 P	150	4	5:11.893	34.933	29.515	28.997	6:45.338	173
2	2:04.512	33.069	29.380	36.449	3:43.410 P	155	5	24.732	31.552	28.734	28.256	1:53.274	293
3	5:12.085	32.705	<b>29.020</b>	<b>28.864</b>	6:42.674	175	6	<b>24.356</b>	<b>31.470</b>	<b>28.526</b>	<b>28.240</b>	<b>1:52.592</b>	299
4	<b>24.868</b>	<b>32.116</b>	29.071	29.329	<b>1:55.384</b>	286	<b>28 Aiden WAGNER (QLD) (3rd)</b>						
5	25.081	35.153	29.172	29.108	1:58.514	290	1	36.492	33.777	29.947	29.636	2:09.852	179
<b>5 Josh HOOK (NSW) (7th)</b>							2	25.297	31.984	<b>28.342</b>	28.383	1:54.006	267
1	35.235	33.677	28.799	28.250	2:05.961	180	3	25.199	31.809	30.366	40.145	2:07.519 P	290
2	<b>24.203</b>	<b>31.723</b>	<b>28.595</b>	<b>28.437</b>	<b>1:52.958</b>	298	4	5:15.487	33.647	29.303	29.061	6:47.498	178
<b>13 Anthony WEST (QLD) (14th)</b>							5	24.515	31.417	28.346	28.481	1:52.759	288
1	49.623	36.082	31.076	36.946	2:33.727 P	165	6	<b>24.417</b>	<b>31.188</b>	28.423	<b>28.272</b>	<b>1:52.300</b>	293
2	2:32.762	34.377	30.762	37.417	4:15.318 P	103	<b>32 Oli BAYLISS (QLD) (8th)</b>						
3	4:39.372	33.351	29.560	29.752	6:12.035	168	1	32.959	33.352	29.246	28.603	2:04.160	174
4	27.755	33.881	29.603	29.196	2:00.435	281	2	24.575	31.737	28.403	28.609	1:53.324	298
5	<b>25.205</b>	<b>32.731</b>	<b>29.366</b>	<b>29.159</b>	<b>1:56.461</b>	285	3	24.308	31.976	28.782	37.703	2:02.769 P	297
<b>14 Glenn ALLERTON (NSW) (4th)</b>							4	5:26.044	33.537	29.133	28.791	6:57.505	180
1	40.080	33.035	29.021	28.622	2:10.758	176	5	<b>24.131</b>	31.929	28.415	<b>28.550</b>	<b>1:53.025</b>	299
2	24.821	31.848	28.476	<b>28.213</b>	1:53.358	281	6	24.170	<b>31.568</b>	<b>28.256</b>	1:00.006	2:24.000	299
3	24.637	31.857	29.994	39.531	2:06.019 P	297	<b>37 Michael EDWARDS (QLD) (21th)</b>						
4	5:15.763	34.206	29.177	28.762	6:47.908	176	1	55.805	35.733	31.782	30.919	2:34.239	158
5	<b>24.195</b>	31.758	28.455	28.646	1:53.054	293	2	27.483	<b>34.186</b>	<b>30.794</b>	<b>30.093</b>	<b>2:02.556</b>	277
6	24.279	<b>31.421</b>	<b>28.354</b>	28.312	<b>1:52.366</b>	292	3	29.879	44.543	44.402	49.890	2:48.714 P	277

*Scott Laing*  
 Chief Timekeeper - Scott Laing

*Tom Williams*  
 Race Director - Tom Williams

*Paul Hinds*  
 Clerk of Course - Paul Hinds





# The Bend Motorsports Park

## Round 7 : December 3 - 5



ASBK.COM.AU f t i y

### ALPINESTARS SUPERBIKE CHAMPIONSHIP

#### Warm Up

Date: 05/12/21  
 Event: W04  
 Weather: Sunny - Temp: 18.0C  
 Track: Dry - Temp: 28.5C

Started at: 09:15:01  
 Laps: 10 Min  
 Starters: 21  
 Printed at: 9:36

#### SPLIT TIMES

Lap	Split 1	Split 2	Split 3	Split 4	Lap Time	Spd	Lap	Split 1	Split 2	Split 3	Split 4	Lap Time	Spd	
4	4:08.094	36.556	32.275	31.456	5:48.381	167	5	<b>24.313</b>	31.694	28.588	28.578	1:53.173	294	
5	27.203	35.484	31.786	31.188	2:05.661	278	6	24.390	<b>31.195</b>	<b>28.375</b>	<b>28.161</b>	<b>1:52.121</b>	297	
6	<b>26.673</b>	34.967	31.365	31.475	2:04.480	278								
<b>43 Jack MILLER (QLD) (9th)</b>							<b>78 Nathan SPITERI (VIC) (19th)</b>							
1	33.800	32.751	28.854	28.548	2:03.953	159	1	56.944	35.058	31.491	31.059	2:34.552	127	
2	24.500	<b>31.765</b>	<b>28.511</b>	28.559	<b>1:53.335</b>	299	2	26.921	<b>33.534</b>	30.071	30.436	2:00.962	278	
3	24.286	32.027	31.432	40.330	2:08.075 P	298	3	30.186	2:57.763	2:48.622	39.327	3:27.949 P	264	
4	5:20.357	33.440	28.774	<b>28.406</b>	6:50.977	182	4	3:21.709	34.559	30.807	30.428	4:57.503	174	
5	<b>24.229</b>	32.240	32.431	38.010	2:06.910 P	303	5	27.040	34.411	30.102	<b>30.155</b>	2:01.708	276	
							6	<b>25.971</b>	33.846	<b>29.936</b>	30.426	<b>2:00.179</b>	275	
<b>51 Chandler COOPER (VIC) (17th)</b>							<b>83 Lachlan EPIS (NSW) (5th)</b>							
1	48.121	34.419	30.348	29.986	2:22.874	167	1	36.690	33.388	29.949	29.296	2:09.323	181	
2	25.687	<b>33.402</b>	30.212	29.771	<b>1:59.072</b>	278	2	27.329	36.451	32.157	38.321	2:14.258 P	232	
3	<b>25.308</b>	33.699	<b>29.875</b>	39.934	2:08.816 P	290	3	6:59.079	32.295	28.734	<b>28.231</b>	8:28.339	178	
4	4:55.967	34.271	29.917	<b>29.719</b>	6:29.874	177	4	<b>24.255</b>	<b>31.612</b>	<b>28.295</b>	28.324	<b>1:52.486</b>	293	
							5	24.310	31.783	28.520	29.579	1:54.192	291	
<b>60 Ben BURKE (NSW) (20th)</b>							<b>92 Jack DAVIS (SA) (16th)</b>							
1	39.001	34.708	30.542	30.521	2:14.772	186	1	1:04.639	34.597	30.419	30.224	2:39.879	149	
2	<b>25.754</b>	33.568	31.471	<b>30.808</b>	<b>2:01.601</b>	290	2	25.782	32.871	<b>29.806</b>	<b>29.700</b>	1:58.159	286	
3	<b>25.754</b>	<b>33.341</b>	<b>30.735</b>	39.385	2:09.215 P	290	3	27.771	35.327	31.162	39.394	2:13.654 P	278	
4	5:03.187	35.774	31.614	42.602	6:53.177 P	182	4	4:52.381	34.215	30.429	30.571	6:27.596	150	
							5	27.676	38.136	32.677	30.624	2:09.113	284	
							6	<b>25.459</b>	<b>32.717</b>	29.808	29.842	<b>1:57.826</b>	290	
<b>61 Arthur SISSIS (SA) (11th)</b>							<b>98 Evan BYLES (SA) (18th)</b>							
1	34.803	33.890	30.823	33.949	2:13.465	144	1	1:27.715	36.918	32.102	31.647	3:08.382	141	
2	24.633	32.440	<b>28.632</b>	<b>28.383</b>	1:54.088	297	2	26.159	<b>33.419</b>	30.054	<b>29.914</b>	1:59.546	274	
3	24.415	<b>31.954</b>	31.022	36.846	2:04.237 P	298	3	46.525	2:06.300	2:13.905	38.920	2:52.825 P	105	
4	5:14.271	36.255	30.304	29.043	6:49.873	181	4	3:24.363	33.834	<b>29.861</b>	30.858	4:58.916	173	
5	25.746	33.309	29.024	28.486	1:56.565	291	5	<b>25.683</b>	35.203	30.038	30.026	2:00.950	272	
6	<b>24.353</b>	32.438	<b>28.632</b>	28.521	<b>1:53.944</b>	298	6	25.798	33.580	29.982	30.169	<b>1:59.529</b>	277	
<b>65 Cru HALLIDAY (NSW) (2nd)</b>														
1	37.754	32.989	29.664	29.482	2:09.889	178								
2	24.752	31.390	28.651	28.350	1:53.143	283								
3	25.251	31.890	29.299	40.352	2:06.792 P	296								
4	5:16.371	34.078	29.269	28.727	6:48.445	182								

*Scott Laing*  
 Chief Timekeeper - Scott Laing

*Tom Williams*  
 Race Director - Tom Williams

*Paul Hinds*  
 Clerk of Course - Paul Hinds





# The Bend Motorsports Park Round 7 : December 3 - 5



## ALPINESTARS SUPERBIKE CHAMPIONSHIP

ASBK.COM.AU f t i y

Date: 05/12/21  
Event: W04  
Weather: Sunny - Temp: 18.0C  
Track: Dry - Temp: 28.5C

### Warm Up

Started at: 09:15:01  
Laps: 10 Min  
Starters: 21  
Printed at: 9:36

### FASTEST LAPS SEQUENCE

Race Time	No	Name	Machine	Fastest Lap	On Lap
3:57.288	43	Jack MILLER (QLD)	Ducati V4R	1:53.335	1
3:57.484	32	Oli BAYLISS (QLD)	Ducati V4R	1:53.324	1
3:58.919	5	Josh HOOK (NSW)	Honda CBR RR	1:52.958	1
14:43.505	1	Wayne MAXWELL (VIC)	Ducati V4R	1:51.925	4

Chief Timekeeper - Scott Lang

Race Director - Tom Williams

Clerk of Course - Paul Hinds





# The Bend Motorsports Park

## Round 7 : December 3 - 5



ASBK.COM.AU f t i y

### ALPINESTARS SUPERBIKE CHAMPIONSHIP

#### Warm Up

Date: 05/12/21  
 Event: W04  
 Weather: Sunny - Temp: 18.0C  
 Track: Dry - Temp: 28.5C

Started at: 09:15:01  
 Laps: 10 Min  
 Starters: 21  
 Printed at: 9:36

#### BEST PARTIAL TIMES

Pos	Split 1		Split 2		Split 3		Split 4		LAP		Ideal	Fastest
	Name	Time	Name	Time	Name	Time	Name	Time	Name	Time		
1	W. MAXWELL	23.981	A. WAGNER	31.188	W. MAXWELL	28.196	W. MAXWELL	28.106	W. MAXWELL	1:51.725	1:51.925	
2	O. BAYLISS	24.131	C. HALLIDAY	31.195	O. BAYLISS	28.256	C. HALLIDAY	28.161	C. HALLIDAY	1:52.044	1:52.121	
3	G. ALLERTON	24.195	G. ALLERTON	31.421	L. EPIS	28.295	G. ALLERTON	28.213	G. ALLERTON	1:52.183	1:52.366	
4	J. HOOK	24.203	W. MAXWELL	31.442	A. WAGNER	28.342	L. EPIS	28.231	A. WAGNER	1:52.219	1:52.300	
5	J. MILLER	24.229	D. FALZON	31.470	G. ALLERTON	28.354	D. FALZON	28.240	L. EPIS	1:52.393	1:52.486	
6	L. EPIS	24.255	O. BAYLISS	31.568	C. HALLIDAY	28.375	A. WAGNER	28.272	O. BAYLISS	1:52.505	1:53.025	
7	C. HALLIDAY	24.313	L. EPIS	31.612	J. MILLER	28.511	A. SISSIS	28.383	D. FALZON	1:52.592	1:52.592	
8	A. SISSIS	24.353	J. HOOK	31.723	D. FALZON	28.526	T. HERFOSS	28.394	J. MILLER	1:52.911	1:53.335	
9	D. FALZON	24.356	J. MILLER	31.765	J. HOOK	28.595	J. MILLER	28.406	J. HOOK	1:52.958	1:52.958	
10	T. HERFOSS	24.399	A. SISSIS	31.954	T. HERFOSS	28.604	J. HOOK	28.437	A. SISSIS	1:53.322	1:53.944	
11	A. WAGNER	24.417	T. HERFOSS	32.009	A. SISSIS	28.632	O. BAYLISS	28.550	T. HERFOSS	1:53.406	1:53.424	
12	J. METCHER	24.868	J. METCHER	32.116	M. CHIODO	29.006	J. METCHER	28.864	J. METCHER	1:54.868	1:55.384	
13	M. CHIODO	24.871	M. CHIODO	32.434	J. METCHER	29.020	M. CHIODO	28.967	M. CHIODO	1:55.278	1:55.279	
14	A. WEST	25.205	L. JHONSTON	32.606	A. WEST	29.366	A. WEST	29.159	A. WEST	1:56.461	1:56.461	
15	C. COOPER	25.308	J. DAVIS	32.717	L. JHONSTON	29.681	J. DAVIS	29.700	L. JHONSTON	1:57.325	1:57.325	
16	L. JHONSTON	25.310	A. WEST	32.731	J. DAVIS	29.806	C. COOPER	29.719	J. DAVIS	1:57.682	1:57.826	
17	J. DAVIS	25.459	B. BURKE	33.341	E. BYLES	29.861	L. JHONSTON	29.728	C. COOPER	1:58.304	1:59.072	
18	E. BYLES	25.683	C. COOPER	33.402	C. COOPER	29.875	E. BYLES	29.914	E. BYLES	1:58.877	1:59.529	
19	B. BURKE	25.754	E. BYLES	33.419	N. SPITERI	29.936	M. EDWARDS	30.093	N. SPITERI	1:59.596	2:00.179	
20	N. SPITERI	25.971	N. SPITERI	33.534	B. BURKE	30.735	N. SPITERI	30.155	B. BURKE	2:00.638	2:01.601	
21	M. EDWARDS	26.673	M. EDWARDS	34.186	M. EDWARDS	30.794	B. BURKE	30.808	M. EDWARDS	2:01.746	2:02.556	

*Scott Laing*  
 Chief Timekeeper - Scott Laing

*Tom Williams*  
 Race Director - Tom Williams

*Paul Hinds*  
 Clerk of Course - Paul Hinds



www.computime.com.au  
 COMPUTIME RACE TIMING SYSTEMS PTY LTD





# The Bend Motorsports Park Round 7 : December 3 - 5



## ALPINESTARS SUPERBIKE CHAMPIONSHIP

ASBK.COM.AU f t i y

Date: 05/12/21  
Event: W04  
Weather: Sunny - Temp: 18.0C  
Track: Dry - Temp: 28.5C

### Warm Up

Started at: 09:15:01  
Laps: 10 Min  
Starters: 21  
Printed at: 9:36

### RACE INFORMATION

Time	Description
09:15:01	Event Start
09:19:59	Red Flag
09:20:40	Rider 5 (Josh HOOK) CRASHED TURN 2 - WITH MEDICAL - RED FLAG
09:23:42	PIT EXIT OPEN FOR RESUMPTION OF SUPERBIKES IN 2 MINUTES
09:25:57	Event Resumed
09:29:01	Rider 51 (Chandler COOPER) CRASHED TURN 3 - RIDER UP
09:31:37	Chequered Flag
09:33:45	Event Finish

Chief Timekeeper - Scott Lang

Race Director - Tom Williams

Clerk of Course - Paul Hinds



[www.computime.com.au](http://www.computime.com.au)  
COMPUTIME RACE TIMING SYSTEMS PTY LTD

